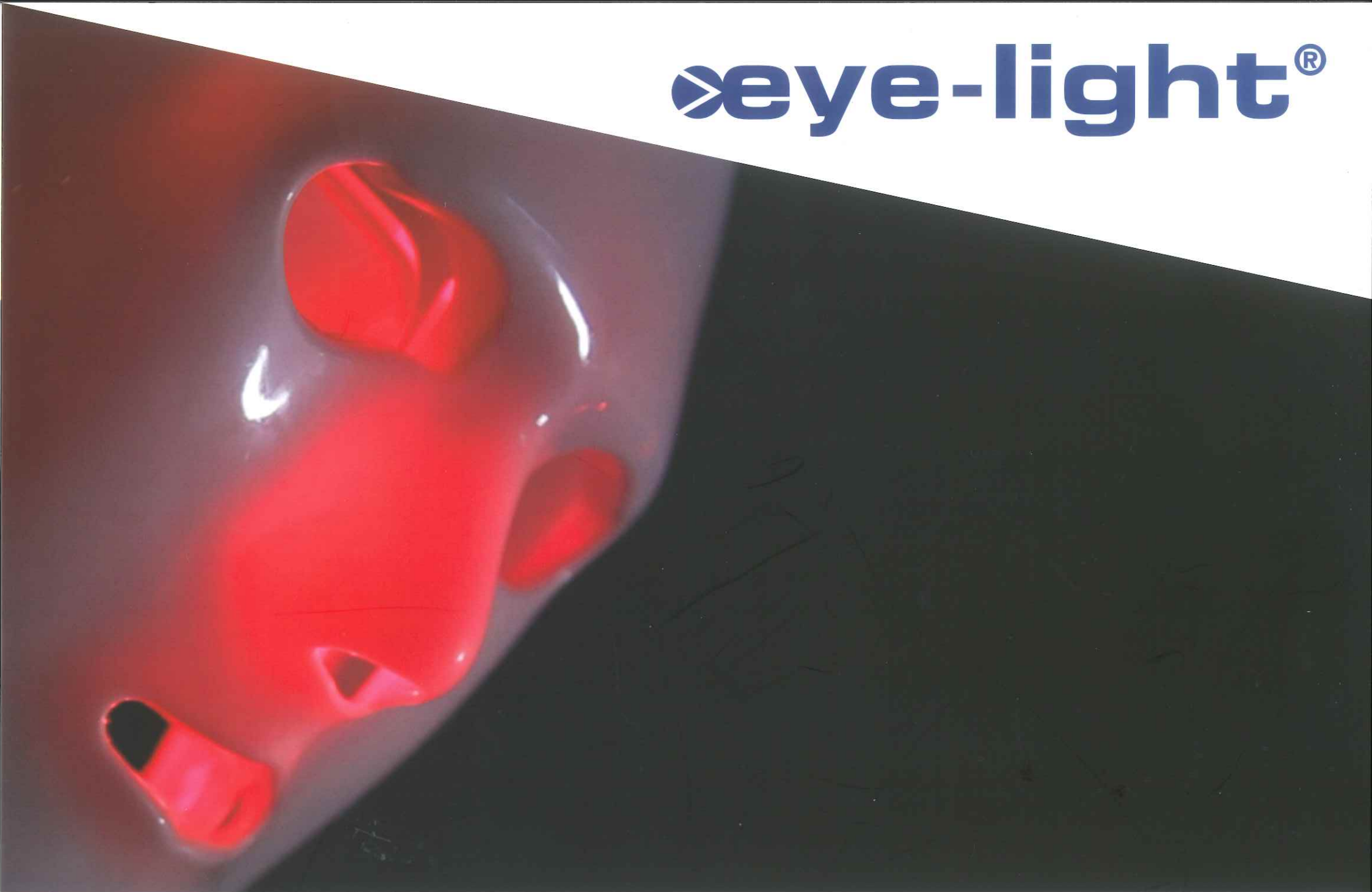


eye-light®



eye-light® line

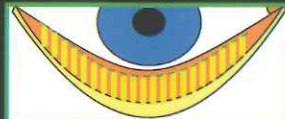
OPE® - IPL

THE ONLY CERTIFIED IPL WITHOUT THE USE OF GEL

PATENTED

A highly intuitive software allows the operator to work at best and safely since the very first treatment, with automatic power adjustment and duration of each impulse.

MATCH BETWEEN DEGREES OF PATHOLOGY SEVERITY AND TREATMENT LEVELS



Degree 0
≈0%



Degree 1
≤25%




Degree 2
26% - 50%



Degree 3
51% - 75%



Degree 4
>75%



MEIBOSCALE ACCORDING TO DR. HEIKO PULT SPECIFICATIONS

3 MINUTES TREATMENT

NO NEED FOR GEL



eye-light®

The **UNIQUE** device certified
for **OPHTHALMOLOGICAL**
and **DERMATOLOGICAL**
treatments

DERMATOLOGY

- ROSACEA -
- LIFTING -
- DISCHROMIAS -
- IMPURE SKIN -
- COUPEROSE -

OPHTHALMOLOGY

- DRY EYE-MGD
- CHALAZION
- DEMODEX
- BLEPHARITIS
- STYE
- POST BLEPHAROPLASTY

OPE® - IPL

Optimal Power Energy

Polychromatic Light



Thermic pulses



Stimulation of neurotransmitters



Increased contraction
and secretion of meibomian glands



LIGHT MODULATION® / LLLT

Low Level Light Therapy

Red wavelength-Photobiostimulation

Endogeneous heat
on upper and lower eyelids

Stimulation of cellular metabolism (ATP)

Facilitates flow
and secretion of meibomian glands



LIGHT MODULATION® / LLLT

FIRST APPROVED TREATMENT FOR DRY EYE / MGD
USING PHOTOBIO-MODULATION

PATENTED

Photobiomodulation is an innovative cellular stimulation technology that solicits mitochondria contained in the cells. Thanks to different wavelengths it is possible to stimulate more specific objectives getting a better energy production within the mitochondria.

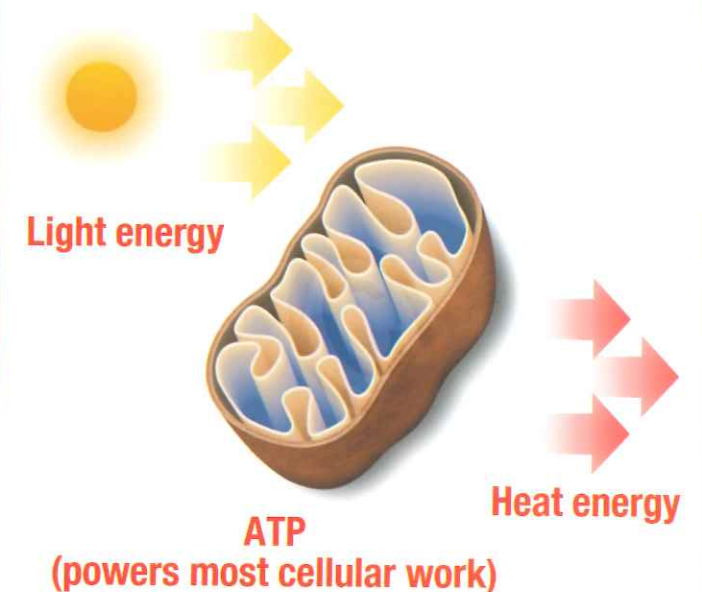
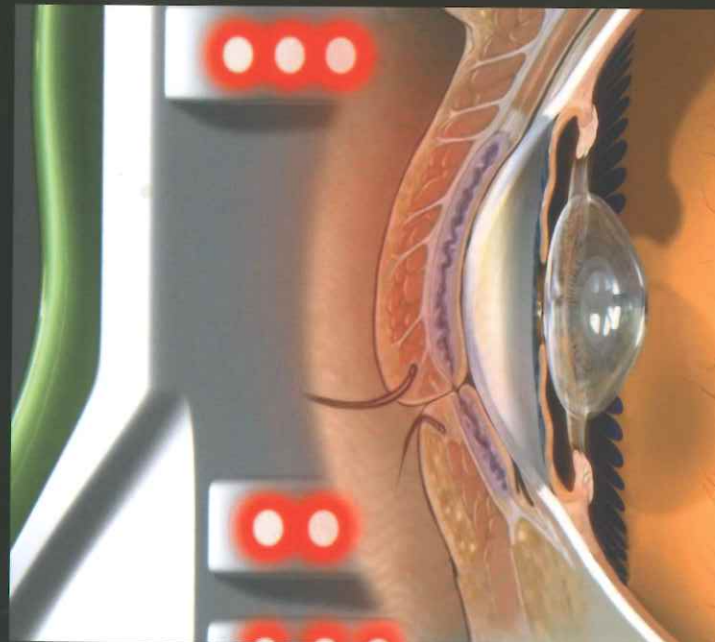
LIGHT MODULATION® triggers biochemical and biophysical reactions that stimulate cells to make a better protein synthesis.

15 MINUTES TREATMENT

UPPER AND LOWER EYELID TREATMENT



LIGHT MODULATION / LLLT - ACTIVATION MECHANISM



BIBLIOGRAPHY

1. **Dry eye in patient with clinical history of chronic blepharitis and chalaziosis** - Prof. Dr. Lucio Buratto
2. **A novel way to treat meibomian gland disease** - Karl Stonecipher, Associate Professor at North Carolina University - Director at TLC Laser Centers, N.C. USA
3. **Light on a new treatment for dry eye disease and post blepharoplasty** - Mauricio Pinto, Viridiana Kocaba, Sandra Elbany, Yoann Soldermann, Carole Burillon
4. **Evaporative dry eye** - Prof. José Manuel Benítez del Castillo
5. **Diagnosis and MGD treatment with Eye Light platform** - Dr. Ioana Romero
6. **Treatment of dry eye with pulsed light, prior to refractive surgery** - Dr. Ludger Hanneken
7. **Morphological evolution of Meibomian glands post-treatment with EyeLight platform** - Dr. Miguel Ángel Pérez Silguero
8. **Current evaluation of refractive surgery in patients with dry eye** - Dr. Federico Alonso Aliste
9. **Ocular surface disease really matters: It's not just tears anymore - An innovative approach to diagnosis and treatment** - Karl Stonecipher, Associate Professor at North Carolina University – Director at TLC Laser Centers, N.C. USA
10. **Evaluation of light-emitting diode (LED-835NM) application over human gingival fibroblast: an in vitro study** - M. Roncati, D. Lauritano, F. Cura and F. Carinci
11. **The possibility of the application of low reactive level laser therapy in the field of ophthalmology** - Toshio Ohshiro M.D, Takafumi Takafumi Ohshiro M.D., Katsumi Sasaki M.D., Shunji Fujii M.D., Yuki Taniguchi M.D. and Masaru Yoshida, Kiyofumi Takenouchi and Mitsuaki Kohzuma
12. **Intense pulsed light therapy for the treatment of evaporative dry eye disease** - Vora GK, Gupta PK.


eye-light® line

me-check®

DRY EYE AND MEIBOMIAN
GLANDS SCREENING



MGD
PROBLEMS
Meiboscale
Dr. Pult



DRY EYE
PROBLEMS
OSDI-6
Pult-Wolffsohn

my mask®

MGD SUPPORTIVE TREATMENT

