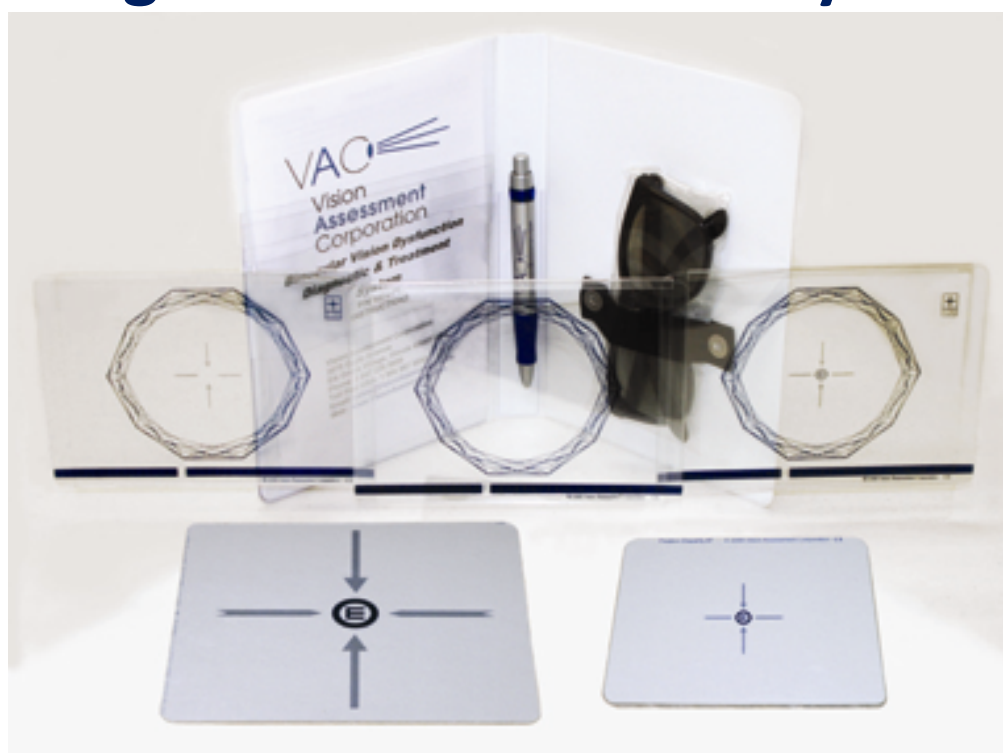


ARE YOU MISSING SOMETHING?

**EVEN A SMALL FIXATION DISPARITY
CAN IMPACT YOUR PATIENTS' VISION AND COMFORT!**

NEW Binocular Vision Dysfunction Diagnostic & Treatment System



See reverse side for product details.

P/N 1070-PL

- § Quickly & accurately diagnoses large to very small fixation disparities
 - Easy to administer
 - Simple for the patient to understand
- § Reduces chair time
- § Defines treatment thresholds
- § Improves treatment outcomes
 - Uses new hierarchal Polarized Variable Vectographs
 - Vision Therapy Systems available for individual use, in-office or at-home
- § Reduces patients' eye strain and thereby increases patient satisfaction

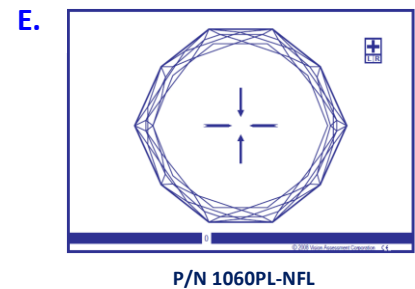
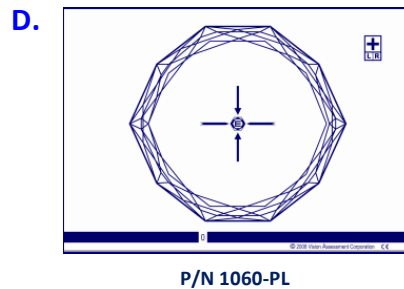
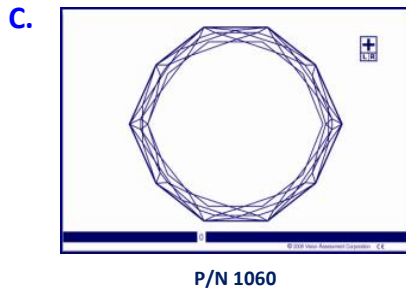
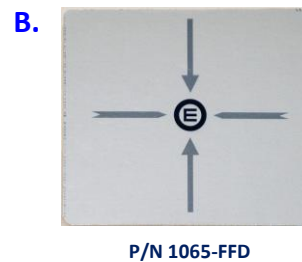


The Binocular Vision Dysfunction Diagnostic & Treatment System Includes:

- A. NEAR FIXATION DISPARITY TARGET
- B. FAR FIXATION DISPARITY TARGET
- C. GEM POLARIZED VARIABLE VECTOGRAPH
- D. GEM-PL POLARIZED VARIABLE VECTOGRAPH WITH FIXATION DISPARITY TARGET & FUSION LOCK
- E. GEM PL-NFL POLARIZED VARIABLE VECTOGRAPH WITH FIXATION DISPARITY TARGET – NO FUSION LOCK

- ❖ PROTECTIVE THERAPY BINDER WITH PEN
- ❖ INSTRUCTION MANUAL
- ❖ POLARIZED 3-D VIEWERS

A-B Also sold as individual Targets with polarized 3-D viewers
 C-G Also sold as individual Vision Therapy Systems



Assessment is performed using the Fixation Disparity Targets, followed by treatment using the Gem Polarized Variable Vectographs.

Related Products: *(Sold separately)*

- F. VARIABLE FIXATION DISPARITY POLARIZED VARIABLE VECTOGRAPH
- G. VORTEX POLARIZED VARIABLE VECTOGRAPH

